

# Instruction Audiovisual System

For questions, contact the Service Desk.

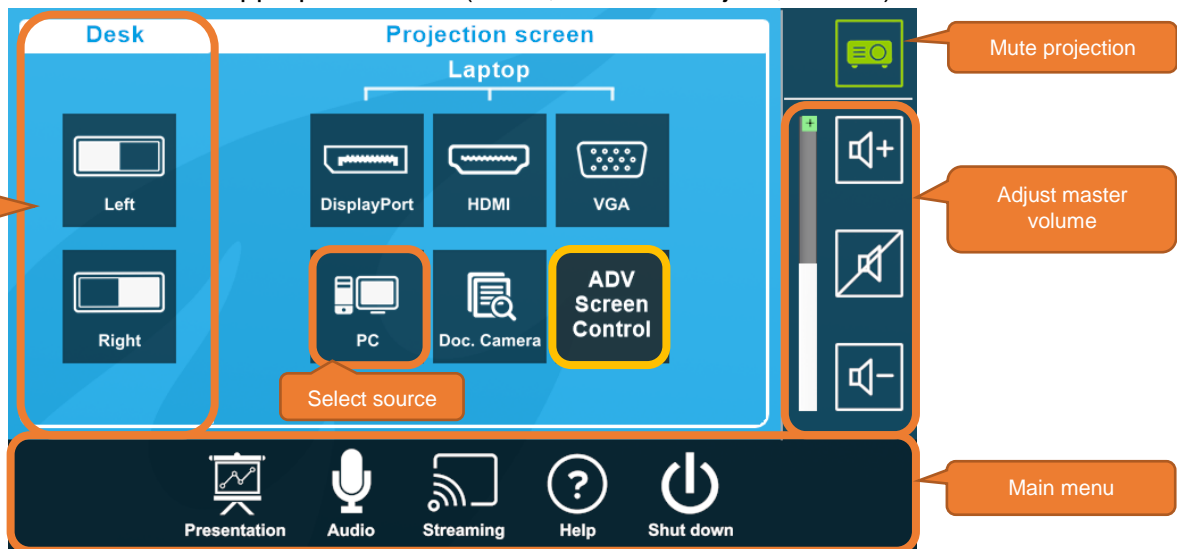
1. Insert **console key** to unlock AV system. Key is available at Service Desk.



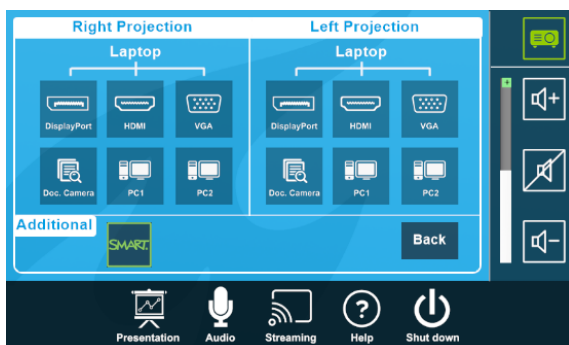
2. **Tap operation panel.** Please wait while AV system starts up.



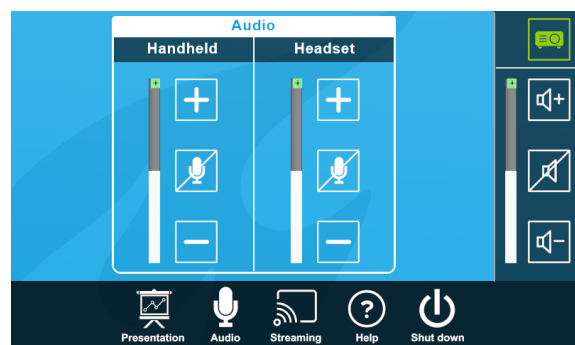
3. The **Presentation** menu appears:
  - a) The hall computer controls the AV system. You need to log in with personal **NetID**.
  - b) Select **laptop** to present with BYOD (your laptop).  
Connect the appropriate **cable** (HDMI, VGA+audio jack, USB-C).



Select **ADVanced Screen Control** for more presentation options.



Select **Audio** to adjust volume of available microphones. Microphones are available at the Service Desk.



# Instruction Audiovisual System

For questions, contact the Service Desk.

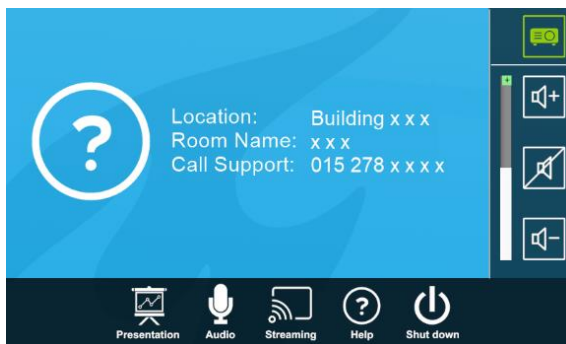
The **Streaming** is to transmit audio and video to another room. Facility Management will start stream for you. To **end** the stream in corresponding room: press the icon marked blue or insert console key.



If available, select **Camera** to adjust camera view. For **Advanced Hybrid Education**, see other instructions: <https://www.tudelft.nl/teachingacademy/support/hybrid-education>.




Select **Help** to see room location and phone number of Service Desk.



**Have you finished your presentation?**

1. **Sign out to deactivate** your NetID session.
2. **Do not shut down the hall computer.**
3. **Stop AV system** with the Shutdown button. Confirm to stop the system.
4. **Bring back console key** to Service Desk.

## Tips & tricks

- Touch the display of hall computer with your finger to **fetch the mouse pointer** in case you have lost track of the pointer.
- The **USB connections** on the operation assembly are connected to the hall computer.
- The **SMARTboard** is active only after log-in. Use SMART Notebook software for best results.
- **Be safe!** If you leave the room temporarily, **lock the hall computer** with "Windows  + L" combination.
- Be aware that hall computer **automatically locks** after 45 min of inactivity.